

# HURON CITY SCHOOL DISTRICT

## Treasurer's Report

*Randy Drewyor, Treasurer/CFO*



### Monthly Financial Report – August 2021

1. *Cash Reconciliation*
2. *Cash Summary – All Funds*
3. *Disbursement Summary*
4. *Investment Portfolio*
5. *Monthly Financial Report (narrative of cash flows)*
6. *General Fund Financial Report (spreadsheet and graphic)*
7. *Federal & State Grants*

Gross Depository Balances:

Civista \$249,452.03  
Civista Credit Card Account \$4,887.47

Total Depository Balances (Gross) \$254,339.50

Adjustments to Bank Balance:

Cash in Transit to Bank \$0.00  
Outstanding Checks (\$81,762.92)  
Adjustments:  
In Transit \$62.97

Total Adjustments to Bank Balance (\$81,699.95)

Investments:

Treasury Bonds and Notes \$0.00  
Certificate of Deposits \$0.00  
Other Securities \$0.00  
Other Investments:  
UBS Investments \$1,417,736.07  
Morgan Stanley \$0.00  
5/3 Investments \$698,295.71  
STAR Ohio \$6,143,709.33  
STAR Plus \$0.00

Total Investments \$8,259,741.11

Cash on Hand:

Petty Cash:  
Change Cash:  
Cash with Fiscal Agent \$0.00

Total Cash on Hand \$0.00

Total Balances \$8,432,380.66

Total Fund Balance \$8,432,380.66

Depository Clearance Accounts:

Total Clearance Account Balances \$0.00

Treasurer

## HURON CITY SCHOOL DISTRICT

## Cash Summary Report

| Full Account Code | Description                                      | Initial Cash    | MTD Received    | FYTD Received   | MTD Expended    | FYTD Expended   | Fund Balance    | Encumbrance     | Unencumbered Balance |
|-------------------|--|-----------------|-----------------|-----------------|-----------------|-----------------|-----------------|-----------------|----------------------|
| 001-0000          | GENERAL FUND                                     | \$ 3,683,838.09 | \$ 4,665,742.52 | \$ 6,146,862.35 | \$ 1,220,815.06 | \$ 2,729,636.66 | \$ 7,101,063.78 | \$ 2,972,911.18 | \$ 4,128,152.60      |
| 001-9020          | GENERAL  | 0.00            | 0.00            | 0.00            | 0.00            | 0.00            | 0.00            | 0.00            | 0.00                 |
| 001-9194          | BUS PURCHASE ALLOWANCE                           | 53,368.84       | 0.00            | 0.00            | 0.00            | 0.00            | 53,368.84       | 0.00            | 53,368.84            |
| 002-9002          | BOND RETIRE - HURON PUBLIC LIBRARY               | 305,446.79      | 120,097.07      | 120,097.07      | 1,772.93        | 1,772.93        | 423,770.93      | 285,073.75      | 138,697.18           |
| 003-9004          | PERMANENT IMPROVEMENT FUND                       | 234,292.27      | 220,026.68      | 220,026.68      | 18,495.79       | 39,726.22       | 414,592.73      | 437,463.49      | (22,870.76)          |
| 006-0000          | FOOD SERVICE FUND                                | 150.95          | 351.73          | 65,474.04       | 22,982.12       | 116,465.81      | (50,840.82)     | 134,073.06      | (184,913.88)         |
| 006-9020          | SANDI LUNCH FUND                                 | 12,522.46       | 0.00            | 0.00            | 0.00            | 0.00            | 12,522.46       | 0.00            | 12,522.46            |
| 007-9001          | MEMORIAL SCHOLARSHIP FUND                        | 48,385.60       | 500.00          | 750.00          | 5,700.00        | 28,384.55       | 20,751.05       | 2,500.00        | 18,251.05            |
| 007-9003          | BOYS SOCCER SCHOLARSHIP                          | 8,502.45        | 0.00            | 0.00            | 0.00            | 1,000.00        | 7,502.45        | 0.00            | 7,502.45             |
| 007-9004          | FOOTBALL SCHOLARSHIPS                            | 7,602.82        | 0.00            | 0.00            | 0.00            | 1,400.00        | 6,202.82        | 900.00          | 5,302.82             |
| 007-9005          | SWIMMING SCHOLARSHIPS                            | 1,351.89        | 0.00            | 0.00            | 0.00            | 1,000.00        | 351.89          | 0.00            | 351.89               |
| 007-9006          | ADDISON AND OZELMA WILES SCHOLARSHIP FUND        | 2,230.98        | 0.00            | 0.00            | 0.00            | 0.00            | 2,230.98        | 0.00            | 2,230.98             |
| 007-9009          | HURON STRONG - COVID-19 DONATIONS                | 113.17          | 0.00            | 0.00            | 0.00            | 0.00            | 113.17          | 0.00            | 113.17               |
| 007-9011          | LEIDHEISER SCHOLARSHIP TRUST FUND                | 1,321.07        | 0.00            | 0.00            | 1,000.00        | 1,000.00        | 321.07          | 0.00            | 321.07               |
| 007-9015          | THE POPPY MEMORIAL SCHLARSHIP FUND               | 6,678.00        | 0.00            | 0.00            | 0.00            | 2,000.00        | 4,678.00        | 0.00            | 4,678.00             |
| 007-9016          | CROSS COUNTRY SCHOLARSHIP FUND                   | 1,828.81        | 1,335.00        | 1,335.00        | 250.00          | 750.00          | 2,413.81        | 0.00            | 2,413.81             |
| 007-9017          | TRACK SCHOLARSHIP FUND                           | 2,000.00        | 0.00            | 0.00            | 500.00          | 2,000.00        | 0.00            | 0.00            | 0.00                 |
| 007-9020          | SCOTT KLAIBER MEMORIAL CROSS COUNTRY SCHOLARSHIP | 6,582.00        | 100.00          | 100.00          | 0.00            | 2,000.00        | 4,682.00        | 1,000.00        | 3,682.00             |
| 007-9030          | National Jr Honor Society Scholarship            | 0.00            | 0.00            | 0.00            | 0.00            | 0.00            | 0.00            | 0.00            | 0.00                 |
| 007-9050          | TIGER FUND GRANT                                 | 19,914.76       | 0.00            | 0.00            | 0.00            | 0.00            | 19,914.76       | 0.00            | 19,914.76            |
| 007-9051          | WELLNESS INITIATIVE                              | 13,212.64       | 0.00            | 0.00            | 0.00            | 0.00            | 13,212.64       | 57.42           | 13,155.22            |
| 007-9060          | WOODLANDS EDUCATIONAL GARDEN                     | 1,210.30        | 0.00            | 0.00            | 0.00            | 0.00            | 1,210.30        | 290.00          | 920.30               |
| 007-9070          | HURON FALLEN SOLDIER MEMORIAL                    | 1,171.24        | 0.00            | 0.00            | 0.00            | 0.00            | 1,171.24        | 0.00            | 1,171.24             |
| 007-9075          | MC CORMICK FUND RAISING - DIAMOND JUBILEE        | 7,376.81        | 0.00            | 0.00            | 0.00            | 0.00            | 7,376.81        | 760.00          | 6,616.81             |
| 007-9090          | SATANTA VONTHRON SCHOLARSHIP FUND                | 16,449.29       | 0.00            | 0.00            | 0.00            | 2,000.00        | 14,449.29       | 2,000.00        | 12,449.29            |
| 018-9002          | HS BUILDING FUND                                 | 19,691.78       | 0.00            | 2,762.28        | 1,733.98        | 1,733.98        | 20,720.08       | 1,416.02        | 19,304.06            |
| 018-9003          | MCCORMICK BUILDING FUND                          | 9,874.66        | 0.00            | 0.00            | 0.00            | 0.00            | 9,874.66        | 0.00            | 9,874.66             |
| 018-9005          | WOODLANDS BUILDING FUND                          | 14,724.03       | 0.00            | 0.00            | 0.00            | 0.00            | 14,724.03       | 0.00            | 14,724.03            |
| 018-9006          | WOODLANDS PLAYGROUND FUND                        | 1.00            | 0.00            | 0.00            | 0.00            | 0.00            | 1.00            | 0.00            | 1.00                 |
| 018-9007          | SHAWNEE BUILDING FUND                            | 5,815.23        | 0.00            | 0.00            | 0.00            | 0.00            | 5,815.23        | 1,300.00        | 4,515.23             |

**HURON CITY SCHOOL DISTRICT****Cash Summary Report**

| Full Account Code | Description                                 | Initial Cash | MTD Received | FYTD Received | MTD Expended | FYTD Expended | Fund Balance | Encumbrance | Unencumbered Balance |
|-------------------|---|--------------|--------------|---------------|--------------|---------------|--------------|-------------|----------------------|
| 019-0000          | OTHER GRANT                                 | \$ 0.00      | \$ 0.00      | \$ 0.00       | \$ 0.00      | \$ 0.00       | \$ 0.00      | \$ 0.00     | \$ 0.00              |
| 019-9020          | ERIE COUNTY MENTAL HEALTH BOARD GRANT       | 13.09        | 0.00         | 0.00          | 0.00         | 0.00          | 13.09        | 0.00        | 13.09                |
| 019-9021          | OCCRRA COVID PRESCHOOL GRANT                | 31.15        | 0.00         | 0.00          | 0.00         | 0.00          | 31.15        | 0.00        | 31.15                |
| 019-9116          | OHIO SPACE GRANT                            | 556.02       | 0.00         | 0.00          | 0.00         | 0.00          | 556.02       | 0.00        | 556.02               |
| 019-9121          | ERIE COUNTY MENTAL HEALTH BOARD RULERGRANT  | 0.00         | 0.00         | 0.00          | 0.00         | 0.00          | 0.00         | 0.00        | 0.00                 |
| 019-9219          | ERIE COUNTY COMMUNITY FOUNDATION GRANT FY19 | 0.23         | 0.00         | 0.00          | 0.00         | 0.00          | 0.23         | 0.00        | 0.23                 |
| 019-9221          | MENTAL HEALTH GRANT COUNSELING PROGRAM      | 0.00         | 0.00         | 0.00          | 0.00         | 0.00          | 0.00         | 0.00        | 0.00                 |
| 022-0000          | DISTRICT AGENCY FUND - PUBLIC LIBRARY       | 0.00         | 17,156.79    | 17,156.79     | 253.32       | 253.32        | 16,903.47    | 16,903.47   | 0.00                 |
| 022-9016          | STATE TOURNAMENT ACCOUNT                    | 3,200.00     | 0.00         | 0.00          | 0.00         | 3,048.02      | 151.98       | 0.00        | 151.98               |
| 200-9021          | CLASS OF 2021                               | 3,263.28     | 0.00         | 0.00          | 0.00         | 3,012.78      | 250.50       | 0.00        | 250.50               |
| 200-9022          | CLASS OF 2022                               | 373.05       | 0.00         | 0.00          | 0.00         | 0.00          | 373.05       | 0.00        | 373.05               |
| 200-9023          | CLASS OF 2023                               | 0.00         | 0.00         | 0.00          | 0.00         | 0.00          | 0.00         | 0.00        | 0.00                 |
| 200-9209          | NATIONAL HONOR SOCIETY                      | 4,494.62     | 0.00         | 0.00          | 0.00         | 385.00        | 4,109.62     | 0.00        | 4,109.62             |
| 200-9210          | MCCORMICK NATIONAL HONOR SOCIETY            | 4,048.97     | 0.00         | 0.00          | 0.00         | 1,000.00      | 3,048.97     | 0.00        | 3,048.97             |
| 200-9211          | HIGH SCHOOL YEARBOOK                        | 9,576.24     | 455.00       | 455.00        | 0.00         | 0.00          | 10,031.24    | 0.00        | 10,031.24            |
| 200-9213          | HIGH SCHOOL STUDENT COUNCIL                 | 11,834.70    | 0.00         | 20.00         | 32.99        | 475.31        | 11,379.39    | 1,295.00    | 10,084.39            |
| 200-9214          | TEEN LEADERSHIP CORPS                       | 2,043.30     | 0.00         | 0.00          | 0.00         | 0.00          | 2,043.30     | 62.00       | 1,981.30             |
| 200-9216          | HS SPEECH AND DEBATE                        | 51.05        | 0.00         | 0.00          | 0.00         | 0.00          | 51.05        | 0.00        | 51.05                |
| 200-9220          | MCCORMICK STUDENT COUNCIL                   | 5,728.13     | 0.00         | 0.00          | 0.00         | 41.00         | 5,687.13     | 0.00        | 5,687.13             |
| 200-9221          | HIGH SCHOOL - MODEL UN                      | 0.00         | 0.00         | 0.00          | 0.00         | 0.00          | 0.00         | 0.00        | 0.00                 |
| 200-9222          | HIGH SCHOOL ART CLUB                        | 1,302.39     | 0.00         | 0.00          | 0.00         | 0.00          | 1,302.39     | 0.00        | 1,302.39             |
| 200-9232          | MCCORMICK YEARBOOK                          | 1,504.56     | 0.00         | 0.00          | 0.00         | 0.00          | 1,504.56     | 1,500.00    | 4.56                 |
| 200-9234          | STEAM CONCESSIONS - MCCORMICK               | 592.26       | 0.00         | 0.00          | 0.00         | 0.00          | 592.26       | 0.00        | 592.26               |
| 200-9241          | HIGH SCHOOL ACADEMIC CHALLENGE TEAM         | 1,192.59     | 0.00         | 0.00          | 0.00         | 0.00          | 1,192.59     | 250.00      | 942.59               |
| 300-0000          | ATHLETICS - HURON CITY SCHOOLS              | 2,124.80     | 4,828.00     | 5,068.00      | 18,030.35    | 35,911.33     | (28,718.53)  | 19,206.53   | (47,925.06)          |
| 300-9020          | HALL OF FAME BANQUET                        | 127.67       | 0.00         | 0.00          | 0.00         | 0.00          | 127.67       | 3,925.00    | (3,797.33)           |
| 300-9215          | HURON VOCAL MUSIC PROGRAM                   | 24,386.43    | 0.00         | 0.00          | 0.00         | 0.00          | 24,386.43    | 0.00        | 24,386.43            |
| 300-9220          | BIDDY BOYS BASKETBALL                       | 1,689.10     | 0.00         | 0.00          | 0.00         | 216.77        | 1,472.33     | 0.00        | 1,472.33             |
| 300-9221          | BIDDY BASEBALL                              | 184.10       | 0.00         | 0.00          | 0.00         | 0.00          | 184.10       | 0.00        | 184.10               |
| 300-9222          | BIDDY BOYS GOLF                             | 928.87       | 0.00         | 810.00        | 0.00         | 0.00          | 1,738.87     | 357.30      | 1,381.57             |
| 300-9223          | BIDDY TRACK (BOYS AND GIRLS)                | 9,392.49     | 0.00         | 0.00          | 0.00         | 331.05        | 9,061.44     | 3,315.00    | 5,746.44             |

## HURON CITY SCHOOL DISTRICT

## Cash Summary Report

| Full Account Code | Description                                    | Initial Cash | MTD Received | FYTD Received | MTD Expended | FYTD Expended | Fund Balance | Encumbrance | Unencumbered Balance |
|-------------------|--|--------------|--------------|---------------|--------------|---------------|--------------|-------------|----------------------|
| 300-9224          | BIDDY BOYS SOCCER                              | \$ 8,208.02  | \$ 1,752.00  | \$ 8,472.00   | \$ 0.00      | \$ 6,720.00   | \$ 9,960.02  | \$ 4,000.00 | \$ 5,960.02          |
| 300-9225          | BIDDY CHEERLEADING                             | 4,153.49     | 1,755.00     | 1,755.00      | 80.00        | 80.00         | 5,828.49     | 0.00        | 5,828.49             |
| 300-9226          | BIDDY CROSS COUNTRY                            | 23,719.34    | 8,674.65     | 10,494.65     | 1,765.00     | 2,265.00      | 31,948.99    | 7,241.86    | 24,707.13            |
| 300-9227          | BIDDY FOOTBALL                                 | 12,189.63    | 6,395.00     | 12,806.75     | 1,770.00     | 2,670.00      | 22,326.38    | 6,600.00    | 15,726.38            |
| 300-9228          | BIDDY GIRLS GOLF                               | 1,383.97     | 0.00         | 0.00          | 360.85       | 360.85        | 1,023.12     | 0.00        | 1,023.12             |
| 300-9229          | BIDDY GIRLS SOCCER                             | 1,702.76     | 0.00         | 0.00          | 0.00         | 0.00          | 1,702.76     | 189.00      | 1,513.76             |
| 300-9230          | BIDDY GIRLS BASKETBALL                         | 6,494.78     | 0.00         | 0.00          | 0.00         | 162.00        | 6,332.78     | 0.00        | 6,332.78             |
| 300-9232          | BIDDY GIRLS TENNIS                             | 1,609.64     | 118.19       | 118.19        | 662.20       | 662.20        | 1,065.63     | 210.00      | 855.63               |
| 300-9233          | BIDDY SOFTBALL                                 | 8,299.51     | 700.00       | 700.00        | 0.00         | 0.00          | 8,999.51     | 0.00        | 8,999.51             |
| 300-9234          | BIDDY SWIMMING                                 | 957.03       | 0.00         | 0.00          | 0.00         | 0.00          | 957.03       | 0.00        | 957.03               |
| 300-9235          | BIDDY VOLLEYBALL                               | 13,710.55    | 0.00         | 260.00        | 256.40       | 2,256.40      | 11,714.15    | 9,993.60    | 1,720.55             |
| 300-9236          | BIDDY WRESTLING                                | 2,896.29     | 0.00         | 520.00        | 0.00         | 0.00          | 3,416.29     | 0.00        | 3,416.29             |
| 300-9237          | BIDDY BOWLING TEAM                             | 3,548.89     | 0.00         | 0.00          | 0.00         | 0.00          | 3,548.89     | 0.00        | 3,548.89             |
| 300-9238          | BIDDY BOYS TENNIS                              | 296.72       | 0.00         | 0.00          | 0.00         | 0.00          | 296.72       | 0.00        | 296.72               |
| 300-9250          | BIDDY - OTHER SCHOOL<br>ACTIVIIES              | 0.00         | 0.00         | 0.00          | 0.00         | 0.00          | 0.00         | 0.00        | 0.00                 |
| 401-9018          | AUXILIARY SERVICES FY18<br>(COMPLETED)         | 0.00         | 0.00         | 0.00          | 0.00         | 0.00          | 0.00         | 0.00        | 0.00                 |
| 401-9021          | AUXILIARY SERVICES                             | 0.00         | 0.00         | 0.00          | 0.00         | 0.00          | 0.00         | 0.00        | 0.00                 |
| 401-9221          | ST PETER AUXILIARY FY20 -<br>FY21              | 10,434.97    | 0.00         | 0.00          | 7,390.88     | 9,306.79      | 1,128.18     | 1,128.18    | 0.00                 |
| 401-9223          | ST PETER AUXILIARY FY20 -<br>FY21              | 0.00         | 0.00         | 0.00          | 270.00       | 7,901.25      | (7,901.25)   | 0.00        | (7,901.25)           |
| 439-9021          | PUBLIC SCHOOL PRESCHOOL<br>GRANT FY20          | 0.00         | 0.00         | 0.00          | 0.00         | 0.00          | 0.00         | 0.00        | 0.00                 |
| 439-9022          | PUBLIC SCHOOL PRESCHOOL<br>GRANT FY22          | 0.00         | 0.00         | 0.00          | 0.00         | 0.00          | 0.00         | 0.00        | 0.00                 |
| 451-9022          | PUBLIC SCHOOLS<br>CONNECTIVITY                 | 0.00         | 0.00         | 0.00          | 0.00         | 0.00          | 0.00         | 0.00        | 0.00                 |
| 467-0000          | STUDENT WELLNESS AND<br>SUCCESS FUND           | 0.00         | 0.00         | 0.00          | 0.00         | 0.00          | 0.00         | 0.00        | 0.00                 |
| 467-9020          | STUDENT WELLNESS &<br>SUPPORT RESTRICTED FUNDS | 254,452.96   | 0.00         | 0.00          | 18,776.07    | 45,861.41     | 208,591.55   | 173,500.00  | 35,091.55            |
| 499-9020          | MISCELLANEOUS STATE<br>GRANT FUND              | 3,485.40     | 0.00         | 0.00          | 1,729.04     | 1,729.04      | 1,756.36     | 0.00        | 1,756.36             |
| 499-9121          | MISCELLANEOUS STATE<br>GRANT FUND              | 0.00         | 0.00         | 0.00          | 0.00         | 0.00          | 0.00         | 0.00        | 0.00                 |
| 507-9021          | ESSER I  | 5,382.01     | 3,461.58     | 8,679.83      | 8,608.17     | 22,894.41     | (8,832.57)   | 30,481.57   | (39,314.14)          |
| 507-9023          | ESSER II                                       | 121,251.07   | 15,386.29    | 37,021.10     | 13,290.64    | 171,624.06    | (13,351.89)  | 200,278.51  | (213,630.40)         |
| 510-9021          | CORONA RELIEF FUND                             | 0.00         | 0.00         | 0.00          | 0.00         | 0.00          | 0.00         | 0.00        | 0.00                 |
| 510-9121          | BROADBAND OHIO<br>CONNECTIVITY GRANT           | 0.00         | 0.00         | 0.00          | 0.00         | 0.00          | 0.00         | 0.00        | 0.00                 |
| 516-9021          | IDEA-B 2021 SPECIAL<br>EDUCATION               | 0.00         | 25,447.18    | 46,482.37     | 13,338.40    | 59,820.76     | (13,338.39)  | 0.00        | (13,338.39)          |
| 516-9022          | IDEA-B SPECIAL EDUCATION                       | 0.00         | 0.00         | 0.00          | 9,403.52     | 9,403.52      | (9,403.52)   | 21,612.50   | (31,016.02)          |

## HURON CITY SCHOOL DISTRICT

### Cash Summary Report

| Full Account Code  | Description                                 | Initial Cash           | MTD Received           | FYTD Received          | MTD Expended           | FYTD Expended          | Fund Balance           | Encumbrance            | Unencumbered Balance   |
|--------------------|---|------------------------|------------------------|------------------------|------------------------|------------------------|------------------------|------------------------|------------------------|
| 572-9021           | TITLE I 2021 IMPROVING BASIC PROGRAMS       | \$ 5,115.18            | \$ 20,471.27           | \$ 35,144.10           | \$ 12,738.61           | \$ 53,225.73           | \$ (12,966.45)         | \$ 0.00                | \$ (12,966.45)         |
| 572-9022           | TITLE I IMPROVING BASIC PROGRAMS            | 0.00                   | 0.00                   | 0.00                   | 0.00                   | 0.00                   | 0.00                   | 0.00                   | 0.00                   |
| 572-9121           | EXPANDING OPPORTUNITIES GRANT               | 0.00                   | 0.00                   | 0.00                   | 0.00                   | 0.00                   | 0.00                   | 0.00                   | 0.00                   |
| 572-9220           | TITLE I DISADVANTAGED CHILDREN              | 0.00                   | 0.00                   | 0.00                   | 0.00                   | 0.00                   | 0.00                   | 0.00                   | 0.00                   |
| 587-9021           | IDEA 2021 EARLY CHILDHOOD SPECIAL EDUCATION | 0.00                   | 0.00                   | 0.00                   | 0.00                   | 0.00                   | 0.00                   | 0.00                   | 0.00                   |
| 587-9022           | IDEA EARLY CHILDHOOD SPECIAL EDUCATION      | 0.00                   | 0.00                   | 0.00                   | 0.00                   | 0.00                   | 0.00                   | 0.00                   | 0.00                   |
| 590-9021           | IMPROVING TEACHER QUALITY                   | 6,300.00               | 6,300.00               | 7,456.00               | 0.00                   | 13,756.00              | 0.00                   | 0.00                   | 0.00                   |
| 590-9022           | IMPROVING TEACHER QUALITY                   | 0.00                   | 0.00                   | 0.00                   | 0.00                   | 1,300.00               | (1,300.00)             | 1,100.00               | (2,400.00)             |
| 599-9021           | MISCELLANEOUS FED. GRANT FUND               | 0.00                   | 845.05                 | 1,632.28               | 792.42                 | 2,424.70               | (792.42)               | 0.00                   | (792.42)               |
| 599-9022           | MISCELLANEOUS FED. GRANT FUND               | 0.00                   | 0.00                   | 0.00                   | 0.00                   | 0.00                   | 0.00                   | 0.00                   | 0.00                   |
| <b>Grand Total</b> |   | <b>\$ 5,069,889.23</b> | <b>\$ 5,121,899.00</b> | <b>\$ 6,752,459.48</b> | <b>\$ 1,382,798.74</b> | <b>\$ 3,389,968.85</b> | <b>\$ 8,432,379.86</b> | <b>\$ 4,342,894.44</b> | <b>\$ 4,089,485.42</b> |

Start Date: 08/01/2021

End Date: 08/31/2021

## HURON CITY SCHOOL DISTRICT

### Disbursement Summary Report

| Reference Number | Check Number | Type                   | Date      | Name                                 | Vendor # | Status | Reconcile Date | Void Date | Amount   |
|------------------|--------------|------------------------|-----------|--------------------------------------|----------|--------|----------------|-----------|----------|
| 22562            |              | 0 ACCOUNTS_PAYA<br>BLE | 8/26/2021 | FLINN<br>SCIENTIFIC INC              | 6093     | VOID   |                | 8/26/2021 | \$ 70.30 |
| 22563            |              | 0 ACCOUNTS_PAYA<br>BLE | 8/26/2021 | CINTAS<br>CORPORATION<br>LOC. 318    | 3492     | VOID   |                | 8/26/2021 | 63.86    |
| 22564            |              | 0 ACCOUNTS_PAYA<br>BLE | 8/26/2021 | BRICKER &<br>ECKLER, LLP             | 423      | VOID   |                | 8/26/2021 | 779.60   |
| 22565            |              | 0 ACCOUNTS_PAYA<br>BLE | 8/26/2021 | TREASURER<br>STATE OF OHIO           | 20531    | VOID   |                | 8/26/2021 | 98.25    |
| 22566            |              | 0 ACCOUNTS_PAYA<br>BLE | 8/26/2021 | UNIVERSITY OF<br>TOLEDO              | 301606   | VOID   |                | 8/26/2021 | 700.00   |
| 22567            |              | 0 ACCOUNTS_PAYA<br>BLE | 8/26/2021 | G & G INC                            | 2171     | VOID   |                | 8/26/2021 | 6,948.00 |
| 22568            |              | 0 ACCOUNTS_PAYA<br>BLE | 8/26/2021 | EMC<br>PUBLISHING                    | 303209   | VOID   |                | 8/26/2021 | 1,777.50 |
| 22569            |              | 0 ACCOUNTS_PAYA<br>BLE | 8/26/2021 | FRIENDS OFFICE                       | 302682   | VOID   |                | 8/26/2021 | 1,163.34 |
| 22570            |              | 0 ACCOUNTS_PAYA<br>BLE | 8/26/2021 | MESENBURG<br>CREATIVE<br>CATERING    | 13410    | VOID   |                | 8/26/2021 | 500.00   |
| 22571            |              | 0 ACCOUNTS_PAYA<br>BLE | 8/26/2021 | BREWER-<br>GARRETT                   | 302975   | VOID   |                | 8/26/2021 | 1,495.30 |
| 22572            |              | 0 ACCOUNTS_PAYA<br>BLE | 8/26/2021 | AMERICAN<br>EXPRESS                  | 300290   | VOID   |                | 8/26/2021 | 329.34   |
| 22573            |              | 0 ACCOUNTS_PAYA<br>BLE | 8/26/2021 | KURTZ BROS                           | 302867   | VOID   |                | 8/26/2021 | 39.42    |
| 22574            |              | 0 ACCOUNTS_PAYA<br>BLE | 8/26/2021 | LATANICK<br>EQUIPMENT, INC           | 303484   | VOID   |                | 8/26/2021 | 250.00   |
| 22575            |              | 0 ACCOUNTS_PAYA<br>BLE | 8/26/2021 | RASZKA<br>ASSIGNING                  | 302626   | VOID   |                | 8/26/2021 | 360.00   |
| 22576            |              | 0 ACCOUNTS_PAYA<br>BLE | 8/26/2021 | HUDL                                 | 302600   | VOID   |                | 8/26/2021 | 3,000.00 |
| 22577            |              | 0 ACCOUNTS_PAYA<br>BLE | 8/26/2021 | FIRELANDS<br>CORPORATE<br>HEALTH CTR | 6202     | VOID   |                | 8/26/2021 | 110.00   |
| 22578            |              | 0 ACCOUNTS_PAYA<br>BLE | 8/26/2021 | BUDGET<br>CHALLENGE                  | 303176   | VOID   |                | 8/26/2021 | 2,125.00 |
| 22579            |              | 0 ACCOUNTS_PAYA<br>BLE | 8/26/2021 | HURON ACE<br>HARDWARE                | 3213     | VOID   |                | 8/26/2021 | 15.37    |
| 22580            |              | 0 ACCOUNTS_PAYA<br>BLE | 8/26/2021 | STAPLES<br>ADVANTAGE                 | 19987    | VOID   |                | 8/26/2021 | 40.75    |
| 22581            |              | 0 ACCOUNTS_PAYA<br>BLE | 8/26/2021 | JOHN WILEY &<br>SONS INC             | 301891   | VOID   |                | 8/26/2021 | 2,679.16 |
| 22582            |              | 0 ACCOUNTS_PAYA<br>BLE | 8/26/2021 | TAC                                  | 301778   | VOID   |                | 8/26/2021 | 50.57    |
| 22583            |              | 0 ACCOUNTS_PAYA<br>BLE | 8/26/2021 | THE SANDUSKY<br>PAINT COMPANY<br>INC | 302937   | VOID   |                | 8/26/2021 | 28.00    |

Start Date: 08/01/2021

End Date: 08/31/2021

## HURON CITY SCHOOL DISTRICT

### Disbursement Summary Report

| Reference Number | Check Number | Type                   | Date      | Name                                 | Vendor # | Status     | Reconcile Date | Void Date | Amount     |
|------------------|--------------|------------------------|-----------|--------------------------------------|----------|------------|----------------|-----------|------------|
| 22584            |              | 0 ACCOUNTS_PAYA<br>BLE | 8/26/2021 | GRAINGER                             | 7061     | VOID       |                | 8/26/2021 | \$ 67.26   |
| 22585            |              | 0 ACCOUNTS_PAYA<br>BLE | 8/26/2021 | JULIAN & GRUBE<br>INC                | 20071    | VOID       |                | 8/26/2021 | 2,166.00   |
| 22586            |              | 0 ACCOUNTS_PAYA<br>BLE | 8/26/2021 | RETTIG MUSIC<br>INC                  | 13109    | VOID       |                | 8/26/2021 | 315.00     |
| 22587            |              | 0 ACCOUNTS_PAYA<br>BLE | 8/26/2021 | HURON<br>ATHLETIC<br>BOOSTERS INC    | 8266     | VOID       |                | 8/26/2021 | 1,000.00   |
| 22588            |              | 0 ACCOUNTS_PAYA<br>BLE | 8/26/2021 | FRANKLIN<br>SANITATION LLC           | 6010     | VOID       |                | 8/26/2021 | 5,690.00   |
| 22589            |              | 0 ACCOUNTS_PAYA<br>BLE | 8/26/2021 | FARNHAM<br>EQUIPMENT<br>COMPANY      | 303465   | VOID       |                | 8/26/2021 | 3,373.00   |
| 22516            | 6771         | ACCOUNTS_PAYA<br>BLE   | 8/16/2021 | CAPITAL ONE<br>PUBLIC FUNDING<br>LLC | 900039   | RECONCILED | 8/16/2021      |           | 5,880.43   |
| 22512            | 6772         | ACCOUNTS_PAYA<br>BLE   | 8/16/2021 | OHIO SCHOOLS<br>COUNCIL              | 900006   | RECONCILED | 8/16/2021      |           | 690.00     |
| 22513            | 6773         | ACCOUNTS_PAYA<br>BLE   | 8/16/2021 | HURON<br>EMPLOYEE<br>INSURANCE       | 900009   | RECONCILED | 8/16/2021      |           | 146,012.49 |
| 22510            | 6774         | ACCOUNTS_PAYA<br>BLE   | 8/11/2021 | SCHOOL<br>EMPLOYEES<br>RETIREMENT    | 900023   | RECONCILED | 8/16/2021      |           | 68.26      |
| 22624            | 6775         | ACCOUNTS_PAYA<br>BLE   | 8/27/2021 | SCHOOL<br>EMPLOYEES<br>RETIREMENT    | 900023   | RECONCILED | 8/27/2021      |           | 54.60      |
| 22515            | 6776         | ACCOUNTS_PAYA<br>BLE   | 8/16/2021 | VISION SERVICE<br>PLAN               | 900028   | RECONCILED | 8/16/2021      |           | 1,804.31   |
| 22511            | 6777         | PAYROLL                | 8/13/2021 | HURON CITY<br>SCHOOL<br>DISTRICT     |          | RECONCILED | 8/16/2021      |           | 341,609.17 |
| 22514            | 6778         | ACCOUNTS_PAYA<br>BLE   | 8/16/2021 | HURON CITY<br>SCHOOLS FOR<br>MEDICAR | 900011   | RECONCILED | 8/16/2021      |           | 4,619.98   |
| 22560            | 6779         | PAYROLL                | 8/13/2021 | HURON CITY<br>SCHOOL<br>DISTRICT     |          | RECONCILED | 8/27/2021      |           | 22,392.81  |
| 22561            | 6780         | PAYROLL                | 8/24/2021 | HURON CITY<br>SCHOOL<br>DISTRICT     |          | RECONCILED | 8/27/2021      |           | 347,489.69 |
| 22621            | 6781         | ACCOUNTS_PAYA<br>BLE   | 8/27/2021 | HURON CITY<br>SCHOOLS FOR<br>MEDICAR | 900011   | RECONCILED | 8/27/2021      |           | 5,038.19   |
| 22623            | 6782         | ACCOUNTS_PAYA<br>BLE   | 8/27/2021 | STATE TEACHERS<br>RETIREMENT         | 900001   | RECONCILED | 8/27/2021      |           | 88,448.00  |
| 22622            | 6783         | ACCOUNTS_PAYA<br>BLE   | 8/27/2021 | SERS                                 | 19247    | RECONCILED | 8/27/2021      |           | 25,712.00  |



Start Date: 08/01/2021

End Date: 08/31/2021

## HURON CITY SCHOOL DISTRICT

### Disbursement Summary Report

| Reference Number | Check Number | Type                 | Date      | Name                                  | Vendor # | Status      | Reconcile Date | Void Date | Amount      |
|------------------|--------------|----------------------|-----------|---------------------------------------|----------|-------------|----------------|-----------|-------------|
| 22625            | 6784         | ACCOUNTS_PAYA<br>BLE | 8/27/2021 | AMERICAN<br>FIDELITY<br>ASSURANCE CO  | 900013   | RECONCILED  | 8/27/2021      |           | \$ 5,712.71 |
| 22626            | 6785         | PAYROLL              | 8/27/2021 | HURON CITY<br>SCHOOL<br>DISTRICT      |          | RECONCILED  | 8/31/2021      |           | 733.50      |
| 22439            | 108413       | ACCOUNTS_PAYA<br>BLE | 8/3/2021  | AMERICAN<br>EXPRESS                   | 300290   | RECONCILED  | 8/11/2021      |           | 2,933.53    |
| 22441            | 108414       | ACCOUNTS_PAYA<br>BLE | 8/4/2021  | REPUBLIC<br>SERVICES #263             | 302029   | RECONCILED  | 8/6/2021       |           | 4,116.98    |
| 22455            | 108415       | ACCOUNTS_PAYA<br>BLE | 8/4/2021  | CERTIFIED<br>RESTORATION<br>LTD       | 302488   | RECONCILED  | 8/31/2021      |           | 750.00      |
| 22454            | 108416       | ACCOUNTS_PAYA<br>BLE | 8/4/2021  | CINTAS<br>CORPORATION<br>LOC. 318     | 3492     | RECONCILED  | 8/16/2021      |           | 31.93       |
| 22447            | 108417       | ACCOUNTS_PAYA<br>BLE | 8/4/2021  | CURRICULUM<br>ASSOCIATES LLC          | 301747   | RECONCILED  | 8/31/2021      |           | 66.69       |
| 22449            | 108418       | ACCOUNTS_PAYA<br>BLE | 8/4/2021  | FRANKLIN<br>SANITATION LLC            | 6010     | RECONCILED  | 8/31/2021      |           | 950.00      |
| 22443            | 108419       | ACCOUNTS_PAYA<br>BLE | 8/4/2021  | GRAINGER                              | 7061     | RECONCILED  | 8/6/2021       |           | 682.44      |
| 22457            | 108420       | ACCOUNTS_PAYA<br>BLE | 8/4/2021  | HURON ACE<br>HARDWARE                 | 3213     | RECONCILED  | 8/31/2021      |           | 6.87        |
| 22458            | 108421       | ACCOUNTS_PAYA<br>BLE | 8/4/2021  | MATH-U-SEE INC                        | 302637   | RECONCILED  | 8/31/2021      |           | 164.00      |
| 22453            | 108422       | ACCOUNTS_PAYA<br>BLE | 8/4/2021  | OHIO HIGH<br>SCHOOL GOLF<br>COACHES   | 301947   | OUTSTANDING |                |           | 25.00       |
| 22444            | 108423       | ACCOUNTS_PAYA<br>BLE | 8/4/2021  | NCS PEARSON<br>INC                    | 301035   | RECONCILED  | 8/6/2021       |           | 466.40      |
| 22442            | 108424       | ACCOUNTS_PAYA<br>BLE | 8/4/2021  | SONOVA USA INC                        | 302551   | RECONCILED  | 8/31/2021      |           | 405.00      |
| 22452            | 108425       | ACCOUNTS_PAYA<br>BLE | 8/4/2021  | RACHEL WIXEY<br>AND ASSOCIATES<br>LLC | 302958   | VOID        |                | 8/4/2021  | 394.92      |
| 22446            | 108426       | ACCOUNTS_PAYA<br>BLE | 8/4/2021  | RIVERSIDE<br>INSIGHTS                 | 303227   | RECONCILED  | 8/31/2021      |           | 876.80      |
| 22445            | 108427       | ACCOUNTS_PAYA<br>BLE | 8/4/2021  | SAM'S CLUB /<br>SYCRONY BANK          | 19979    | VOID        |                | 8/16/2021 | 2,909.62    |
| 22459            | 108428       | ACCOUNTS_PAYA<br>BLE | 8/4/2021  | SAN BAY<br>COMPANY                    | 19005    | RECONCILED  | 8/31/2021      |           | 80.22       |
| 22460            | 108429       | ACCOUNTS_PAYA<br>BLE | 8/4/2021  | SCHOLASTIC INC                        | 302580   | VOID        |                | 8/4/2021  | 127.35      |
| 22461            | 108430       | ACCOUNTS_PAYA<br>BLE | 8/4/2021  | SHIFFLER<br>EQUIPMENT<br>SALES INC    | 19036    | RECONCILED  | 8/31/2021      |           | 998.40      |
| 22448            | 108431       | ACCOUNTS_PAYA        | 8/4/2021  | SUPER DUPER                           | 20005    | RECONCILED  | 8/31/2021      |           | 179.89      |

Start Date: 08/01/2021

End Date: 08/31/2021

## HURON CITY SCHOOL DISTRICT

### Disbursement Summary Report

| Reference Number | Check Number | Type          | Date      | Name            | Vendor # | Status      | Reconcile Date | Void Date | Amount   |
|------------------|--------------|---------------|-----------|-----------------|----------|-------------|----------------|-----------|----------|
|                  |              | BLE           |           | PUBLICATIONS    |          |             |                |           |          |
| 22451            | 108432       | ACCOUNTS_PAYA | 8/4/2021  | TEACHERS PAY    | 303014   | OUTSTANDING |                |           | \$ 29.96 |
|                  |              | BLE           |           | TEACHERS        |          |             |                |           |          |
| 22450            | 108433       | ACCOUNTS_PAYA | 8/4/2021  | THE OHIO STATE  | 301246   | RECONCILED  | 8/31/2021      |           | 1,750.00 |
|                  |              | BLE           |           | UNIVERSITY      |          |             |                |           |          |
| 22440            | 108434       | ACCOUNTS_PAYA | 8/4/2021  | THE SANDUSKY    | 302937   | RECONCILED  | 8/31/2021      |           | 210.00   |
|                  |              | BLE           |           | PAINT COMPANY   |          |             |                |           |          |
|                  |              | INC           |           |                 |          |             |                |           |          |
| 22456            | 108435       | ACCOUNTS_PAYA | 8/4/2021  | VINSON GROUP,   | 303174   | RECONCILED  | 8/31/2021      |           | 7,296.66 |
|                  |              | BLE           |           | LLC             |          |             |                |           |          |
| 22462            | 108436       | ACCOUNTS_PAYA | 8/4/2021  | SCHOLASTIC INC  | 302580   | RECONCILED  | 8/31/2021      |           | 140.09   |
|                  |              | BLE           |           |                 |          |             |                |           |          |
| 22463            | 108437       | ACCOUNTS_PAYA | 8/4/2021  | RACHEL WIXEY    | 302958   | RECONCILED  | 8/31/2021      |           | 627.92   |
|                  |              | BLE           |           | AND ASSOCIATES  |          |             |                |           |          |
|                  |              | LLC           |           |                 |          |             |                |           |          |
| 22467            | 108438       | ACCOUNTS_PAYA | 8/6/2021  | CHEMICAL        | 3442     | RECONCILED  | 8/31/2021      |           | 102.40   |
|                  |              | BLE           |           | SERVICE &       |          |             |                |           |          |
|                  |              | SUPPLIES      |           |                 |          |             |                |           |          |
| 22466            | 108439       | ACCOUNTS_PAYA | 8/6/2021  | EPIC SPORTS INC | 303127   | RECONCILED  | 8/31/2021      |           | 241.85   |
|                  |              | BLE           |           |                 |          |             |                |           |          |
| 22469            | 108440       | ACCOUNTS_PAYA | 8/6/2021  | MALONE          | 303476   | RECONCILED  | 8/31/2021      |           | 1,250.00 |
|                  |              | BLE           |           | UNIVERSITY      |          |             |                |           |          |
| 22472            | 108441       | ACCOUNTS_PAYA | 8/6/2021  | MEDCO SPORTS    | 302196   | RECONCILED  | 8/31/2021      |           | 2,196.01 |
|                  |              | BLE           |           | MEDICINE        |          |             |                |           |          |
| 22468            | 108442       | ACCOUNTS_PAYA | 8/6/2021  | NEFF COMPANY    | 14029    | RECONCILED  | 8/31/2021      |           | 472.38   |
|                  |              | BLE           |           |                 |          |             |                |           |          |
| 22470            | 108443       | ACCOUNTS_PAYA | 8/6/2021  | OASSA           | 15032    | RECONCILED  | 8/31/2021      |           | 590.00   |
|                  |              | BLE           |           |                 |          |             |                |           |          |
| 22464            | 108444       | ACCOUNTS_PAYA | 8/6/2021  | SMETZER PAINT   | 300487   | OUTSTANDING |                |           | 131.30   |
|                  |              | BLE           |           | & SUPPLY LLC    |          |             |                |           |          |
| 22471            | 108445       | ACCOUNTS_PAYA | 8/6/2021  | SUREENERGY      | 301451   | RECONCILED  | 8/31/2021      |           | 5,880.00 |
|                  |              | BLE           |           |                 |          |             |                |           |          |
| 22465            | 108446       | ACCOUNTS_PAYA | 8/6/2021  | VINSON GROUP,   | 303174   | RECONCILED  | 8/31/2021      |           | 1,443.33 |
|                  |              | BLE           |           | LLC             |          |             |                |           |          |
| 22473            | 108447       | REFUND        | 8/10/2021 | CHOP DROP LLC   | 303464   | RECONCILED  | 8/31/2021      |           | 1,500.00 |
| 22504            | 108448       | ACCOUNTS_PAYA | 8/11/2021 | HURON ACE       | 3213     | RECONCILED  | 8/31/2021      |           | 17.96    |
|                  |              | BLE           |           | HARDWARE        |          |             |                |           |          |
| 22499            | 108449       | ACCOUNTS_PAYA | 8/11/2021 | CINTAS          | 3492     | RECONCILED  | 8/31/2021      |           | 36.21    |
|                  |              | BLE           |           | CORPORATION     |          |             |                |           |          |
|                  |              | LOC. 318      |           |                 |          |             |                |           |          |
| 22496            | 108450       | ACCOUNTS_PAYA | 8/11/2021 | CONSTRUCTION    | 4063     | RECONCILED  | 8/31/2021      |           | 3,215.00 |
|                  |              | BLE           |           | EQUIPMENT AND   |          |             |                |           |          |
| 22503            | 108451       | ACCOUNTS_PAYA | 8/11/2021 | SHARON L        | 5154     | RECONCILED  | 8/31/2021      |           | 20.80    |
|                  |              | BLE           |           | ENDERLE         |          |             |                |           |          |
| 22506            | 108452       | ACCOUNTS_PAYA | 8/11/2021 | CORNELL'S       | 8261     | OUTSTANDING |                |           | 11.94    |
|                  |              | BLE           |           | FOODS INC       |          |             |                |           |          |
| 22483            | 108453       | ACCOUNTS_PAYA | 8/11/2021 | ROTARY CLUB OF  | 8353     | OUTSTANDING |                |           | 125.00   |
|                  |              | BLE           |           | HURON OH        |          |             |                |           |          |

Start Date: 08/01/2021

End Date: 08/31/2021

## HURON CITY SCHOOL DISTRICT

### Disbursement Summary Report

| Reference Number | Check Number | Type                 | Date      | Name                                     | Vendor # | Status      | Reconcile Date | Void Date | Amount       |
|------------------|--------------|----------------------|-----------|--|----------|-------------|----------------|-----------|--------------|
| 22502            | 108454       | ACCOUNTS_PAYA<br>BLE | 8/11/2021 | CITY OF HURON                            | 8376     | RECONCILED  | 8/31/2021      |           | \$ 46,020.59 |
| 22487            | 108455       | ACCOUNTS_PAYA<br>BLE | 8/11/2021 | LAKESHORE<br>LEARNING<br>MATERIALS       | 12368    | RECONCILED  | 8/16/2021      |           | 202.35       |
| 22482            | 108456       | ACCOUNTS_PAYA<br>BLE | 8/11/2021 | OHIO EDISON<br>COMPANY                   | 15004    | RECONCILED  | 8/31/2021      |           | 75.86        |
| 22475            | 108457       | ACCOUNTS_PAYA<br>BLE | 8/11/2021 | REALLY GOOD<br>STUFF, LLC                | 18204    | RECONCILED  | 8/16/2021      |           | 1,019.40     |
| 22474            | 108458       | ACCOUNTS_PAYA<br>BLE | 8/11/2021 | SAN BAY<br>COMPANY                       | 19005    | RECONCILED  | 8/31/2021      |           | 1,822.50     |
| 22485            | 108459       | ACCOUNTS_PAYA<br>BLE | 8/11/2021 | SANDUSKY BAY<br>CONFERENCE               | 19177    | OUTSTANDING |                |           | 1,000.00     |
| 22498            | 108460       | ACCOUNTS_PAYA<br>BLE | 8/11/2021 | WILLIAM H<br>SADLER INC                  | 19662    | RECONCILED  | 8/31/2021      |           | 2,678.84     |
| 22500            | 108461       | ACCOUNTS_PAYA<br>BLE | 8/11/2021 | SUNRISE<br>COOPERATIVE                   | 19664    | RECONCILED  | 8/11/2021      |           | 736.51       |
| 22479            | 108462       | ACCOUNTS_PAYA<br>BLE | 8/11/2021 | STAPLES<br>ADVANTAGE                     | 19987    | RECONCILED  | 8/16/2021      |           | 430.32       |
| 22477            | 108463       | ACCOUNTS_PAYA<br>BLE | 8/11/2021 | ROCHESTER 100<br>INC                     | 300462   | RECONCILED  | 8/31/2021      |           | 445.50       |
| 22490            | 108464       | ACCOUNTS_PAYA<br>BLE | 8/11/2021 | NCS PEARSON<br>INC                       | 301035   | RECONCILED  | 8/31/2021      |           | 190.00       |
| 22484            | 108465       | ACCOUNTS_PAYA<br>BLE | 8/11/2021 | MCGRAW-HILL<br>EDUCATION                 | 301729   | RECONCILED  | 8/31/2021      |           | 4,519.53     |
| 22476            | 108466       | ACCOUNTS_PAYA<br>BLE | 8/11/2021 | CURRICULUM<br>ASSOCIATES LLC             | 301747   | RECONCILED  | 8/31/2021      |           | 218.40       |
| 22489            | 108467       | ACCOUNTS_PAYA<br>BLE | 8/11/2021 | WILSON<br>LANGUAGE<br>TRAINING           | 301983   | RECONCILED  | 8/31/2021      |           | 2,774.12     |
| 22480            | 108468       | ACCOUNTS_PAYA<br>BLE | 8/11/2021 | HAMMER-<br>HUBER'S INC                   | 302107   | RECONCILED  | 8/31/2021      |           | 295.95       |
| 22501            | 108469       | ACCOUNTS_PAYA<br>BLE | 8/11/2021 | BOWLING GREEN<br>STATE<br>UNIVERSITY     | 302487   | RECONCILED  | 8/31/2021      |           | 1,500.00     |
| 22478            | 108470       | ACCOUNTS_PAYA<br>BLE | 8/11/2021 | AEDpeople.com                            | 302511   | RECONCILED  | 8/31/2021      |           | 221.10       |
| 22497            | 108471       | ACCOUNTS_PAYA<br>BLE | 8/11/2021 | IXL LEARNING                             | 302514   | RECONCILED  | 8/31/2021      |           | 4,125.00     |
| 22492            | 108472       | ACCOUNTS_PAYA<br>BLE | 8/11/2021 | SUBURBAN<br>SCHOOL<br>TRANSPORTATIO<br>N | 302674   | RECONCILED  | 8/31/2021      |           | 2,748.00     |
| 22488            | 108473       | ACCOUNTS_PAYA<br>BLE | 8/11/2021 | PROJECT LEAD<br>THE WAY, INC             | 302740   | RECONCILED  | 8/31/2021      |           | 950.00       |
| 22505            | 108474       | ACCOUNTS_PAYA<br>BLE | 8/11/2021 | LEARNING A-Z                             | 302871   | RECONCILED  | 8/31/2021      |           | 839.80       |
| 22491            | 108475       | ACCOUNTS_PAYA        | 8/11/2021 | COMDOC INC                               | 302954   | RECONCILED  | 8/31/2021      |           | 384.00       |

Start Date: 08/01/2021

End Date: 08/31/2021

## HURON CITY SCHOOL DISTRICT

### Disbursement Summary Report

| Reference Number | Check Number | Type                 | Date      | Name                                  | Vendor # | Status      | Reconcile Date | Void Date | Amount    |
|------------------|--------------|----------------------|-----------|---------------------------------------|----------|-------------|----------------|-----------|-----------|
|                  |              | BLE                  |           |                                       |          |             |                |           |           |
| 22507            | 108476       | ACCOUNTS_PAYA<br>BLE | 8/11/2021 | RACHEL WIXEY<br>AND ASSOCIATES<br>LLC | 302958   | RECONCILED  | 8/31/2021      |           | \$ 658.20 |
| 22495            | 108477       | ACCOUNTS_PAYA<br>BLE | 8/11/2021 | LUCKY STONE<br>PROMOTIONS,<br>LTD     | 303036   | RECONCILED  | 8/31/2021      |           | 2,960.00  |
| 22486            | 108478       | ACCOUNTS_PAYA<br>BLE | 8/11/2021 | FORECAST5<br>ANALYTICS INC            | 303161   | RECONCILED  | 8/31/2021      |           | 16,230.00 |
| 22493            | 108479       | ACCOUNTS_PAYA<br>BLE | 8/11/2021 | CGS IMAGING<br>INC                    | 303440   | RECONCILED  | 8/31/2021      |           | 1,729.04  |
| 22494            | 108480       | ACCOUNTS_PAYA<br>BLE | 8/11/2021 | INDIANA STATE<br>UNIVERSITY           | 303477   | RECONCILED  | 8/31/2021      |           | 1,500.00  |
| 22481            | 108481       | ACCOUNTS_PAYA<br>BLE | 8/11/2021 | NASCO                                 | 805088   | RECONCILED  | 8/31/2021      |           | 39.85     |
| 22508            | 108482       | ACCOUNTS_PAYA<br>BLE | 8/11/2021 | LAKESHORE<br>LEARNING<br>MATERIALS    | 12368    | RECONCILED  | 8/16/2021      |           | 30.35     |
| 22509            | 108483       | ACCOUNTS_PAYA<br>BLE | 8/11/2021 | WILSON<br>LANGUAGE<br>TRAINING        | 301983   | RECONCILED  | 8/31/2021      |           | 1,125.00  |
| 22517            | 108484       | ACCOUNTS_PAYA<br>BLE | 8/16/2021 | SAM'S CLUB /<br>SYCRONY BANK          | 19979    | RECONCILED  | 8/16/2021      |           | 1,631.82  |
| 22556            | 108485       | ACCOUNTS_PAYA<br>BLE | 8/17/2021 | BAY AREA GAS<br>CONSORTIUM            | 2529     | RECONCILED  | 8/31/2021      |           | 3,525.24  |
| 22531            | 108486       | ACCOUNTS_PAYA<br>BLE | 8/17/2021 | BOWLING GREEN<br>STATE<br>UNIVERSITY  | 302487   | RECONCILED  | 8/31/2021      |           | 500.00    |
| 22548            | 108487       | ACCOUNTS_PAYA<br>BLE | 8/17/2021 | BROWN SUPPLY<br>COMPANY               | 2380     | RECONCILED  | 8/31/2021      |           | 53.00     |
| 22538            | 108488       | ACCOUNTS_PAYA<br>BLE | 8/17/2021 | BSN SPORTS, LLC                       | 301544   | RECONCILED  | 8/27/2021      |           | 221.40    |
| 22545            | 108489       | ACCOUNTS_PAYA<br>BLE | 8/17/2021 | BUCKEYE<br>BROADBAND, INC             | 303008   | RECONCILED  | 8/31/2021      |           | 80.17     |
| 22522            | 108490       | ACCOUNTS_PAYA<br>BLE | 8/17/2021 | TELESYSTEM                            | 301007   | RECONCILED  | 8/31/2021      |           | 886.68    |
| 22528            | 108491       | ACCOUNTS_PAYA<br>BLE | 8/17/2021 | CLYDE HIGH<br>SCHOOL/ATHLETI<br>C DEP | 301208   | OUTSTANDING |                |           | 75.00     |
| 22518            | 108492       | ACCOUNTS_PAYA<br>BLE | 8/17/2021 | COLUMBIA GAS<br>OF OHIO               | 3249     | RECONCILED  | 8/31/2021      |           | 1,002.57  |
| 22551            | 108493       | ACCOUNTS_PAYA<br>BLE | 8/17/2021 | COMDOC INC                            | 302968   | RECONCILED  | 8/27/2021      |           | 5,727.69  |
| 22552            | 108494       | ACCOUNTS_PAYA<br>BLE | 8/17/2021 | CORNELL'S<br>FOODS INC                | 8261     | RECONCILED  | 8/31/2021      |           | 31.93     |
| 22547            | 108495       | ACCOUNTS_PAYA<br>BLE | 8/17/2021 | FROMUTH<br>TENNIS                     | 303485   | RECONCILED  | 8/31/2021      |           | 662.20    |
| 22555            | 108496       | ACCOUNTS_PAYA        | 8/17/2021 | HOUGHTON                              | 8027     | RECONCILED  | 8/27/2021      |           | 8,823.70  |

Start Date: 08/01/2021

End Date: 08/31/2021

## HURON CITY SCHOOL DISTRICT

### Disbursement Summary Report

| Reference Number | Check Number | Type                 | Date      | Name                                  | Vendor # | Status      | Reconcile Date | Void Date | Amount    |
|------------------|--------------|----------------------|-----------|---------------------------------------|----------|-------------|----------------|-----------|-----------|
|                  |              | BLE                  |           | MIFFLIN<br>HARCOURT                   |          |             |                |           |           |
| 22541            | 108497       | ACCOUNTS_PAYA<br>BLE | 8/17/2021 | HUDL                                  | 302600   | RECONCILED  | 8/31/2021      |           | \$ 450.00 |
| 22540            | 108498       | ACCOUNTS_PAYA<br>BLE | 8/17/2021 | HURON ACE<br>HARDWARE                 | 3213     | RECONCILED  | 8/31/2021      |           | 51.66     |
| 22554            | 108499       | ACCOUNTS_PAYA<br>BLE | 8/17/2021 | HURON<br>ATHLETIC<br>DEPARTMENT       | 8085     | RECONCILED  | 8/31/2021      |           | 2,500.00  |
| 22537            | 108500       | ACCOUNTS_PAYA<br>BLE | 8/17/2021 | INDIANA<br>UNIVERSITY                 | 303474   | RECONCILED  | 8/31/2021      |           | 250.00    |
| 22520            | 108501       | ACCOUNTS_PAYA<br>BLE | 8/17/2021 | KURTZ BROS                            | 302867   | RECONCILED  | 8/31/2021      |           | 274.73    |
| 22557            | 108502       | ACCOUNTS_PAYA<br>BLE | 8/17/2021 | KEYSTONE<br>LOCAL SCHOOL<br>DISTRICT  | 303331   | RECONCILED  | 8/31/2021      |           | 225.00    |
| 22527            | 108503       | ACCOUNTS_PAYA<br>BLE | 8/17/2021 | LORIS PRINTING<br>& PARTY CENTER      | 12387    | RECONCILED  | 8/31/2021      |           | 257.41    |
| 22534            | 108504       | ACCOUNTS_PAYA<br>BLE | 8/17/2021 | LUCKY STONE<br>PROMOTIONS,<br>LTD     | 303036   | RECONCILED  | 8/31/2021      |           | 219.00    |
| 22546            | 108505       | ACCOUNTS_PAYA<br>BLE | 8/17/2021 | NORTH POINT<br>EDUCATIONAL            | 5011     | RECONCILED  | 8/31/2021      |           | 6,000.00  |
| 22553            | 108506       | ACCOUNTS_PAYA<br>BLE | 8/17/2021 | OHIO<br>ASSOCIATION OF                | 5066     | RECONCILED  | 8/31/2021      |           | 100.00    |
| 22542            | 108507       | ACCOUNTS_PAYA<br>BLE | 8/17/2021 | OHIO<br>DEPARTMENT OF<br>JOB AND      | 15398    | RECONCILED  | 8/31/2021      |           | 107.50    |
| 22532            | 108508       | ACCOUNTS_PAYA<br>BLE | 8/17/2021 | OHIO EDISON<br>COMPANY                | 15004    | RECONCILED  | 8/31/2021      |           | 1,389.93  |
| 22529            | 108509       | ACCOUNTS_PAYA<br>BLE | 8/17/2021 | OHIO EDISON<br>COMPANY                | 15005    | VOID        |                | 8/18/2021 | 7,010.64  |
| 22523            | 108510       | ACCOUNTS_PAYA<br>BLE | 8/17/2021 | PARDEE<br>ENVIRONMENTA<br>L           | 303310   | RECONCILED  | 8/31/2021      |           | 2,700.00  |
| 22535            | 108511       | ACCOUNTS_PAYA<br>BLE | 8/17/2021 | PORT CLINTON<br>CITY SCHOOLS          | 16067    | RECONCILED  | 8/31/2021      |           | 225.00    |
| 22550            | 108512       | ACCOUNTS_PAYA<br>BLE | 8/17/2021 | RACHEL WIXEY<br>AND ASSOCIATES<br>LLC | 302958   | RECONCILED  | 8/31/2021      |           | 526.56    |
| 22519            | 108513       | ACCOUNTS_PAYA<br>BLE | 8/17/2021 | ROCHESTER 100<br>INC                  | 300462   | RECONCILED  | 8/31/2021      |           | 1,258.00  |
| 22533            | 108514       | ACCOUNTS_PAYA<br>BLE | 8/17/2021 | ROTARY CLUB OF<br>HURON OH            | 8353     | OUTSTANDING |                |           | 114.00    |
| 22526            | 108515       | ACCOUNTS_PAYA<br>BLE | 8/17/2021 | SAN BAY<br>COMPANY                    | 19005    | RECONCILED  | 8/31/2021      |           | 462.56    |
| 22536            | 108516       | ACCOUNTS_PAYA<br>BLE | 8/17/2021 | AGNES M<br>SCHAFER                    | 301988   | RECONCILED  | 8/31/2021      |           | 4.50      |

Start Date: 08/01/2021

End Date: 08/31/2021

## HURON CITY SCHOOL DISTRICT

### Disbursement Summary Report

| Reference Number | Check Number | Type                 | Date      | Name                                 | Vendor # | Status      | Reconcile Date | Void Date | Amount      |
|------------------|--------------|----------------------|-----------|--------------------------------------|----------|-------------|----------------|-----------|-------------|
| 22525            | 108517       | ACCOUNTS_PAYA<br>BLE | 8/17/2021 | SCHOLASTIC INC                       | 302580   | RECONCILED  | 8/31/2021      |           | \$ 1,116.34 |
| 22549            | 108518       | ACCOUNTS_PAYA<br>BLE | 8/17/2021 | SCHOOL PRIDE<br>LTD                  | 302465   | RECONCILED  | 8/31/2021      |           | 150.00      |
| 22524            | 108519       | ACCOUNTS_PAYA<br>BLE | 8/17/2021 | SCHOOL<br>SPECIALTY INC              | 19910    | RECONCILED  | 8/27/2021      |           | 580.72      |
| 22539            | 108520       | ACCOUNTS_PAYA<br>BLE | 8/17/2021 | SIMPLE<br>SOLUTIONS                  | 302952   | RECONCILED  | 8/31/2021      |           | 1,298.00    |
| 22544            | 108521       | ACCOUNTS_PAYA<br>BLE | 8/17/2021 | STAPLES<br>ADVANTAGE                 | 19987    | RECONCILED  | 8/27/2021      |           | 66.48       |
| 22543            | 108522       | ACCOUNTS_PAYA<br>BLE | 8/17/2021 | VERIZON<br>WIRELESS                  | 22010    | RECONCILED  | 8/31/2021      |           | 149.45      |
| 22521            | 108523       | ACCOUNTS_PAYA<br>BLE | 8/17/2021 | WILLARD HIGH<br>SCHOOL/ATHLETI<br>C  | 23061    | RECONCILED  | 8/31/2021      |           | 400.00      |
| 22530            | 108524       | ACCOUNTS_PAYA<br>BLE | 8/17/2021 | WILSON<br>LANGUAGE<br>TRAINING       | 301983   | RECONCILED  | 8/31/2021      |           | 132.84      |
| 22558            | 108525       | ACCOUNTS_PAYA<br>BLE | 8/18/2021 | OHIO EDISON<br>COMPANY               | 15005    | RECONCILED  | 8/31/2021      |           | 6,871.93    |
| 22559            | 108526       | ACCOUNTS_PAYA<br>BLE | 8/18/2021 | BUCKEYE<br>BROADBAND, INC            | 303008   | RECONCILED  | 8/31/2021      |           | 5.92        |
| 22597            | 108527       | ACCOUNTS_PAYA<br>BLE | 8/26/2021 | BRICKER &<br>ECKLER, LLP             | 423      | RECONCILED  | 8/31/2021      |           | 779.60      |
| 22600            | 108528       | ACCOUNTS_PAYA<br>BLE | 8/26/2021 | BUDGET<br>CHALLENGE                  | 303176   | VOID        |                | 8/26/2021 | 2,125.00    |
| 22592            | 108529       | ACCOUNTS_PAYA<br>BLE | 8/26/2021 | EMC<br>PUBLISHING                    | 303209   | RECONCILED  | 8/31/2021      |           | 1,777.50    |
| 22607            | 108530       | ACCOUNTS_PAYA<br>BLE | 8/26/2021 | CINTAS<br>CORPORATION<br>LOC. 318    | 3492     | OUTSTANDING |                |           | 63.86       |
| 22610            | 108531       | ACCOUNTS_PAYA<br>BLE | 8/26/2021 | FARNHAM<br>EQUIPMENT<br>COMPANY      | 303465   | RECONCILED  | 8/31/2021      |           | 3,373.00    |
| 22593            | 108532       | ACCOUNTS_PAYA<br>BLE | 8/26/2021 | FIRELANDS<br>CORPORATE<br>HEALTH CTR | 6202     | OUTSTANDING |                |           | 110.00      |
| 22606            | 108533       | ACCOUNTS_PAYA<br>BLE | 8/26/2021 | FLINN<br>SCIENTIFIC INC              | 6093     | OUTSTANDING |                |           | 70.30       |
| 22611            | 108534       | ACCOUNTS_PAYA<br>BLE | 8/26/2021 | FRANKLIN<br>SANITATION LLC           | 6010     | VOID        |                | 8/26/2021 | 5,690.00    |
| 22590            | 108535       | ACCOUNTS_PAYA<br>BLE | 8/26/2021 | FRIENDS OFFICE                       | 302682   | VOID        |                | 8/26/2021 | 1,163.34    |
| 22595            | 108536       | ACCOUNTS_PAYA<br>BLE | 8/26/2021 | G & G INC                            | 2171     | RECONCILED  | 8/31/2021      |           | 6,948.00    |
| 22603            | 108537       | ACCOUNTS_PAYA<br>BLE | 8/26/2021 | GRAINGER                             | 7061     | RECONCILED  | 8/27/2021      |           | 67.26       |
| 22596            | 108538       | ACCOUNTS_PAYA        | 8/26/2021 | HUDL                                 | 302600   | OUTSTANDING |                |           | 3,000.00    |

Start Date: 08/01/2021

End Date: 08/31/2021

## HURON CITY SCHOOL DISTRICT

### Disbursement Summary Report

| Reference Number   | Check Number | Type          | Date      | Name           | Vendor # | Status      | Reconcile Date | Void Date | Amount                 |
|--------------------|--------------|---------------|-----------|----------------|----------|-------------|----------------|-----------|------------------------|
|                    |              | BLE           |           |                |          |             |                |           |                        |
| 22599              | 108539       | ACCOUNTS_PAYA | 8/26/2021 | HURON ACE      | 3213     | RECONCILED  | 8/31/2021      |           | \$ 15.37               |
|                    |              | BLE           |           | HARDWARE       |          |             |                |           |                        |
| 22613              | 108540       | ACCOUNTS_PAYA | 8/26/2021 | HURON          | 8266     | RECONCILED  | 8/31/2021      |           | 1,000.00               |
|                    |              | BLE           |           | ATHLETIC       |          |             |                |           |                        |
|                    |              |               |           | BOOSTERS INC   |          |             |                |           |                        |
| 22604              | 108541       | ACCOUNTS_PAYA | 8/26/2021 | KURTZ BROS     | 302867   | RECONCILED  | 8/31/2021      |           | 39.42                  |
|                    |              | BLE           |           |                |          |             |                |           |                        |
| 22598              | 108542       | ACCOUNTS_PAYA | 8/26/2021 | JOHN WILEY &   | 301891   | OUTSTANDING |                |           | 2,679.16               |
|                    |              | BLE           |           | SONS INC       |          |             |                |           |                        |
| 22615              | 108543       | ACCOUNTS_PAYA | 8/26/2021 | JULIAN & GRUBE | 20071    | OUTSTANDING |                |           | 2,166.00               |
|                    |              | BLE           |           | INC            |          |             |                |           |                        |
| 22591              | 108544       | ACCOUNTS_PAYA | 8/26/2021 | LATANICK       | 303484   | RECONCILED  | 8/31/2021      |           | 250.00                 |
|                    |              | BLE           |           | EQUIPMENT, INC |          |             |                |           |                        |
| 22602              | 108545       | ACCOUNTS_PAYA | 8/26/2021 | MESENBURG      | 13410    | OUTSTANDING |                |           | 500.00                 |
|                    |              | BLE           |           | CREATIVE       |          |             |                |           |                        |
|                    |              |               |           | CATERING       |          |             |                |           |                        |
| 22612              | 108546       | ACCOUNTS_PAYA | 8/26/2021 | RASZKA         | 302626   | OUTSTANDING |                |           | 360.00                 |
|                    |              | BLE           |           | ASSIGNING      |          |             |                |           |                        |
| 22605              | 108547       | ACCOUNTS_PAYA | 8/26/2021 | RETTIG MUSIC   | 13109    | OUTSTANDING |                |           | 315.00                 |
|                    |              | BLE           |           | INC            |          |             |                |           |                        |
| 22594              | 108548       | ACCOUNTS_PAYA | 8/26/2021 | STAPLES        | 19987    | RECONCILED  | 8/27/2021      |           | 40.75                  |
|                    |              | BLE           |           | ADVANTAGE      |          |             |                |           |                        |
| 22616              | 108549       | ACCOUNTS_PAYA | 8/26/2021 | TAC            | 301778   | RECONCILED  | 8/31/2021      |           | 50.57                  |
|                    |              | BLE           |           |                |          |             |                |           |                        |
| 22608              | 108550       | ACCOUNTS_PAYA | 8/26/2021 | BREWER-        | 302975   | RECONCILED  | 8/31/2021      |           | 1,495.30               |
|                    |              | BLE           |           | GARRETT        |          |             |                |           |                        |
| 22601              | 108551       | ACCOUNTS_PAYA | 8/26/2021 | THE SANDUSKY   | 302937   | OUTSTANDING |                |           | 28.00                  |
|                    |              | BLE           |           | PAINT COMPANY  |          |             |                |           |                        |
|                    |              |               |           | INC            |          |             |                |           |                        |
| 22609              | 108552       | ACCOUNTS_PAYA | 8/26/2021 | TREASURER      | 20531    | OUTSTANDING |                |           | 98.25                  |
|                    |              | BLE           |           | STATE OF OHIO  |          |             |                |           |                        |
| 22614              | 108553       | ACCOUNTS_PAYA | 8/26/2021 | UNIVERSITY OF  | 301606   | OUTSTANDING |                |           | 700.00                 |
|                    |              | BLE           |           | TOLEDO         |          |             |                |           |                        |
| 22618              | 108554       | ACCOUNTS_PAYA | 8/26/2021 | BUDGET         | 303176   | RECONCILED  | 8/31/2021      |           | 2,025.00               |
|                    |              | BLE           |           | CHALLENGE      |          |             |                |           |                        |
| 22620              | 108555       | ACCOUNTS_PAYA | 8/26/2021 | FRANKLIN       | 6010     | RECONCILED  | 8/31/2021      |           | 5,985.00               |
|                    |              | BLE           |           | SANITATION LLC |          |             |                |           |                        |
| 22617              | 108556       | ACCOUNTS_PAYA | 8/26/2021 | FRIENDS OFFICE | 302682   | RECONCILED  | 8/31/2021      |           | 1,171.08               |
|                    |              | BLE           |           |                |          |             |                |           |                        |
| 22619              | 108557       | ACCOUNTS_PAYA | 8/26/2021 | THUNDERBIRD    | 20042    | RECONCILED  | 8/31/2021      |           | 1,400.00               |
|                    |              | BLE           |           | HILLS GOLF     |          |             |                |           |                        |
|                    |              |               |           | CLUB           |          |             |                |           |                        |
| <b>Grand Total</b> |              |               |           |                |          |             |                |           | <b>\$ 1,276,032.55</b> |

**Huron City School District**

**Investment Portfolio**

**As of August 31, 2021**

**Star Ohio**

Money Market

| <u>Term</u> | <u>Amount</u>  | <u>Interest</u> | <u>Interest Paid</u> | <u>Maturity</u> |
|-------------|----------------|-----------------|----------------------|-----------------|
| n/a         | \$6,143,709.33 | 0.10%           | monthly              | n/a             |

**Star Ohio Plus**

Money Market

| <u>Term</u> | <u>Amount</u> | <u>Interest</u> | <u>Interest Paid</u> | <u>Maturity Date</u> |
|-------------|---------------|-----------------|----------------------|----------------------|
| n/a         | \$0.00        |                 | monthly              |                      |

**Morgan Stanley**

CD

| <u>Term</u> | <u>Amount</u> | <u>Interest</u> | <u>Interest Paid</u> | <u>Maturity</u> |
|-------------|---------------|-----------------|----------------------|-----------------|
|             | \$0.00        |                 | monthly              |                 |

**UBS**

Fixed Income

| <u>Term</u> | <u>Amount</u>  | <u>Interest</u> | <u>Interest Paid</u> | <u>Maturity</u> |
|-------------|----------------|-----------------|----------------------|-----------------|
| Varies      | \$1,417,736.07 | varies          | monthly              | varies          |

**Fifth Third**

Money Market

| <u>Term</u> | <u>Amount</u> | <u>Interest</u> | <u>Interest Paid</u> | <u>Maturity</u> |
|-------------|---------------|-----------------|----------------------|-----------------|
| n/a         | \$698,295.71  | 0.10%           | monthly              | n/a             |

**Total**            **\$8,259,741.11**





Huron City School District

# Monthly Financial Report

Fiscal Year 2022 Revenue and Expenditure Activity Through August

Randy Drewyor  
Treasurer/CFO



# Table of Contents

|  |   |
|--|---|
| FISCAL YEAR 2022 REVENUE AND EXPENDITURE ANALYSIS THROUGH AUGUST | 3 |
| FISCAL YEAR 2022 MONTHLY REVENUE ANALYSIS - AUGUST               | 4 |
| FISCAL YEAR 2022 REVENUE ANALYSIS - JULY - AUGUST                | 5 |
| FISCAL YEAR 2022 MONTHLY EXPENDITURE ANALYSIS - AUGUST           | 6 |
| FISCAL YEAR 2022 EXPENDITURE ANALYSIS - JULY - AUGUST            | 7 |

## FISCAL YEAR 2022 REVENUE AND EXPENDITURE ANALYSIS THROUGH AUGUST

### 1. ACTUAL COMPARED TO FORECAST VARIANCE AND NET FAVORABILITY ANALYSIS

**CURRENT YEAR-TO-DATE  
REVENUE COLLECTIONS  
INDICATE A**

**\$685,051**

**FAVORABLE COMPARED TO  
FORECAST**

**CURRENT YEAR-TO-DATE  
EXPENDITURES INDICATE A**

**\$39,565**

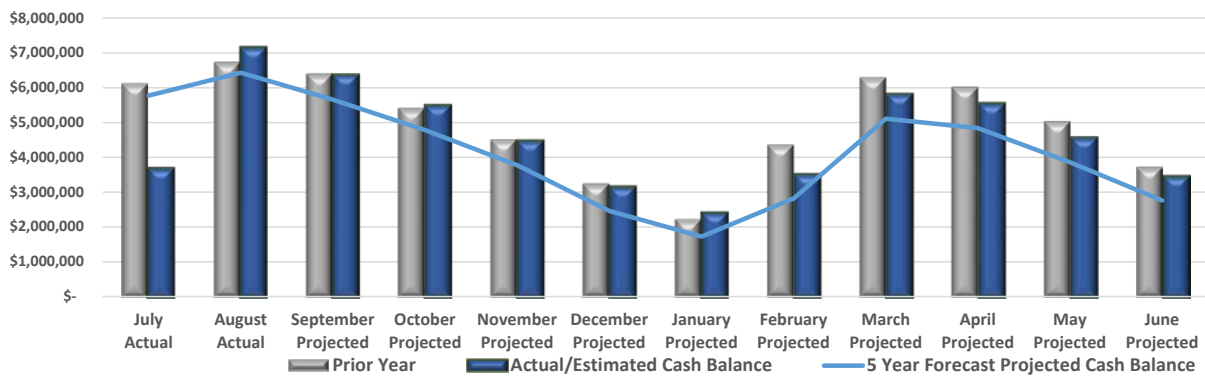
**FAVORABLE COMPARED TO  
FORECAST**

**POTENTIAL NET IMPACT  
WOULD RESULT IN A**

**\$724,616**

**FAVORABLE IMPACT ON THE  
CASH BALANCE**

### 2. VARIANCE AND CASH BALANCE COMPARISON



**AUGUST CASH BALANCE IS**

**\$418,106**

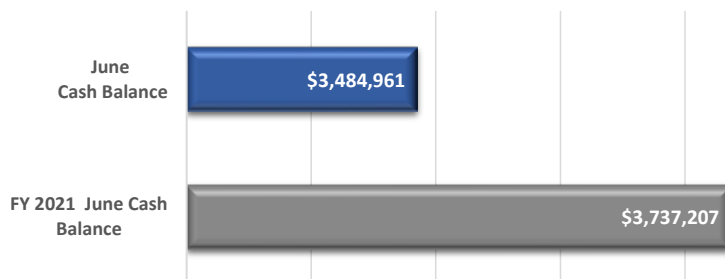
**MORE THAN LAST AUGUST**

**AUGUST CASH BALANCE IS**

**\$724,616**

**MORE THAN THE FORECASTED  
AMOUNT**

### 3. FISCAL YEAR 2022 REVENUE SHORTFALL/SURPLUS ANALYSIS (BASED UPON ACTUAL/ESTIMATED VARIANCE)



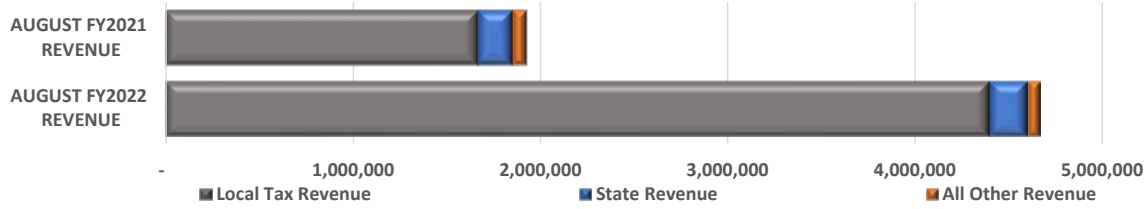
**OPERATING DEFICIT OF**

**\$(252,246)**

**WILL DECREASE THE CASH BALANCE  
BY THE END OF THE FISCAL YEAR**

# FISCAL YEAR 2022 MONTHLY REVENUE ANALYSIS - AUGUST

## 1. AUGUST REVENUE COLLECTIONS COMPARED TO PRIOR YEAR



|                      | Actual Revenue Collections For August | Prior Year Revenue Collections |   | Actual Compared to Last Year |
|----------------------|---------------------------------------|--------------------------------|---|------------------------------|
| Local Tax Revenue    | 4,393,802                             | 1,667,283                      | ▲ | 2,726,519                    |
| State Revenue        | 203,768                               | 186,738                        | ▲ | 17,030                       |
| All Other Revenue    | 68,173                                | 74,935                         | ▼ | (6,763)                      |
| <b>Total Revenue</b> | <b>4,665,743</b>                      | <b>1,928,956</b>               | ▲ | <b>2,736,786</b>             |

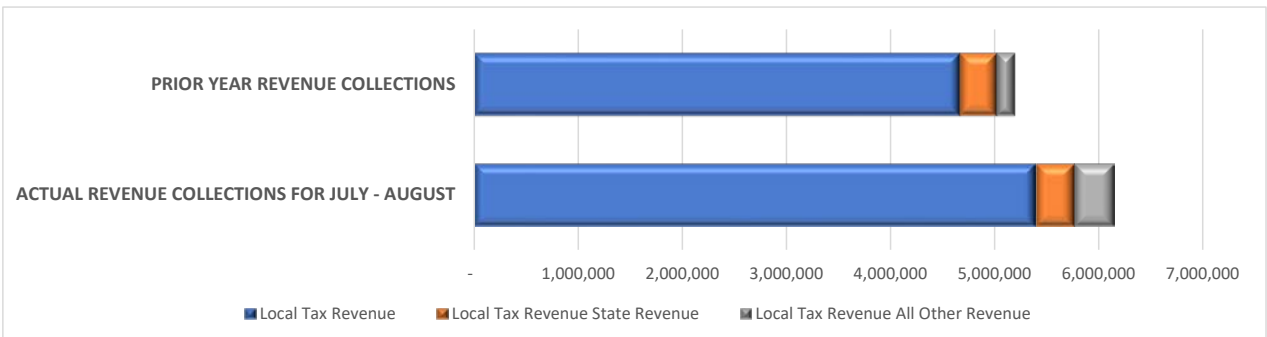
Actual revenue for the month was up

**\$2,736,786**

compared to last year.

The major change is the early collection of tax allocation.

## 2. ACTUAL REVENUE RECEIVED THROUGH AUGUST COMPARED TO THE PRIOR YEAR



|                      | Actual Revenue Collections For July - August | Prior Year Revenue Collections For July - August |   | Current Year Compared to Last Year |
|----------------------|--|--|---|------------------------------------|
| Local Tax Revenue    | 5,393,802                                    | 4,667,283  | ▲ | 726,519                            |
| State Revenue        | 369,285                                      | 354,653  | ▲ | 14,632                             |
| All Other Revenue    | 383,776                                      | 174,843  | ▲ | 208,933                            |
| <b>Total Revenue</b> | <b>6,146,862</b>                             | <b>5,196,779</b>                                 | ▲ | <b>950,083</b>                     |

COMPARED TO THE SAME PERIOD, TOTAL REVENUES ARE

**\$950,083**

HIGHER THAN THE PREVIOUS YEAR

Timing of tax collections.

## FISCAL YEAR 2022 REVENUE ANALYSIS - JULY - AUGUST

### 3. POSSIBLE CASH FLOW VARIANCE FROM FORECAST DUE TO FYTD ACTUAL RESULTS

CURRENT YEAR-TO-DATE REVENUE  
COLLECTIONS INDICATE A

**\$685,051**

FAVORABLE COMPARED TO FORECAST

|                   | Forecast<br>Annual Revenue<br>Estimates | Cash Flow<br>Actual/Estimated<br>Calculated<br>Annual Amount | Current Year<br>Forecast<br>Compared to<br>Actual/Estimated |
|-------------------|---|--|---|
| Local Tax Revenue | 12,136,888                              | 12,658,855   | 521,967   |
| State Revenue     | 2,326,799                               | 2,299,207  | (27,592)  |
| All Other Revenue | 1,318,232                               | 1,508,908  | 190,676   |
| Total Revenue     | 15,781,919                              | 16,466,970   | 685,051   |

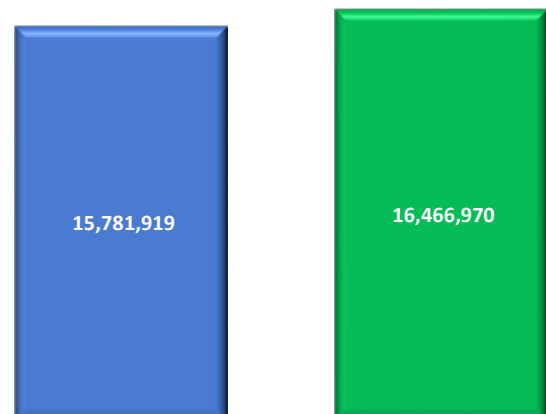
The district's current cash flow, both actual and estimated indicate a favorable variance of \$685,051

Revenue collections are ahead of forecast.

### 4. REVENUE VARIANCE ANALYSIS OF POTENTIAL IMPACT

Results through August indicate that Fiscal Year 2022 actual/estimated revenue could total \$16,466,970, a favorable variance of \$685,051 compared to the annual forecast total revenue. This means the forecast cash balance could be improved.

Comparison of 5 Year Forecast Total Revenue  
with Actual + Estimated Monthly Cash Flow



2022 5-Year Forecast Total Revenue      July - August Actual Revenue  
Collected To-date plus September -  
June Estimated Revenue Collections

# FISCAL YEAR 2022 MONTHLY EXPENDITURE ANALYSIS - AUGUST

## 1. AUGUST EXPENDITURES COMPARED TO PRIOR YEAR

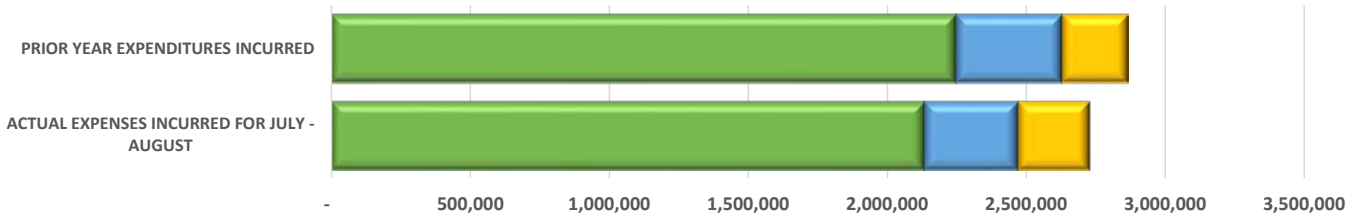


|                           | Actual Expenses For August | Prior Year Expenditure Incurred | Actual Compared to Last Year |
|---------------------------|----------------------------|---------------------------------|------------------------------|
| Salaries and Benefits     | 890,739                    | 970,562                         | ▼ (79,823)                   |
| Purchased Services        | 174,688                    | 179,076                         | ▼ (4,388)                    |
| All Other Expenses        | 155,389                    | 172,553                         | ▼ (17,165)                   |
| <b>Total Expenditures</b> | <b>1,220,815</b>           | <b>1,322,190</b>                | <b>▼ (101,375)</b>           |

Actual expenses for the month was down  
**\$101,375**  
 compared to last year.

Much of the reduction is the timing of an extra pay.

## 2. ACTUAL EXPENSES INCURRED THROUGH AUGUST COMPARED TO THE PRIOR YEAR



|                           | Actual Expenses For July - August | Prior Year Expenditures Incurred | Actual Compared to Last Year |
|---------------------------|-----------------------------------|----------------------------------|------------------------------|
| Salaries and Benefits     | 2,132,484                         | 2,245,226                        | ▼ (112,742)                  |
| Purchased Services        | 338,821                           | 382,859                          | ▼ (44,038)                   |
| All Other Expenses        | 258,331                           | 239,369                          | ▲ 18,962                     |
| <b>Total Expenditures</b> | <b>2,729,637</b>                  | <b>2,867,454</b>                 | <b>▼ (137,817)</b>           |

Compared to the same period, total expenditures are  
**\$137,817**  
 lower than the previous year

## FISCAL YEAR 2022 EXPENDITURE ANALYSIS - JULY - AUGUST

### 3. POSSIBLE CASH FLOW VARIANCE FROM FORECAST DUE TO FYTD ACTUAL RESULTS

**CURRENT YEAR-TO-DATE  
EXPENDITURES INDICATE A**

**\$39,565**

**FAVORABLE COMPARED TO  
FORECAST**

|                           | Forecasted<br>Annual<br>Expenses | Cash Flow<br>Actual/Estimated<br>Calculated<br>Annual Amount | Forecasted<br>amount<br>compared to<br>Actual/Estimated |
|---------------------------|----------------------------------|--|---|
| Salaries and Benefits     | 12,097,613                       | 12,119,771   | ▲ 22,158  |
| Purchased Services        | 3,504,066                        | 3,473,479  | ▼ (30,586)  |
| All Other Expenses        | 1,157,103                        | 1,125,966  | ▼ (31,137)  |
| <b>Total Expenditures</b> | <b>16,758,781</b>                | <b>16,719,216</b>  | <b>▼ (39,565)</b>                                       |

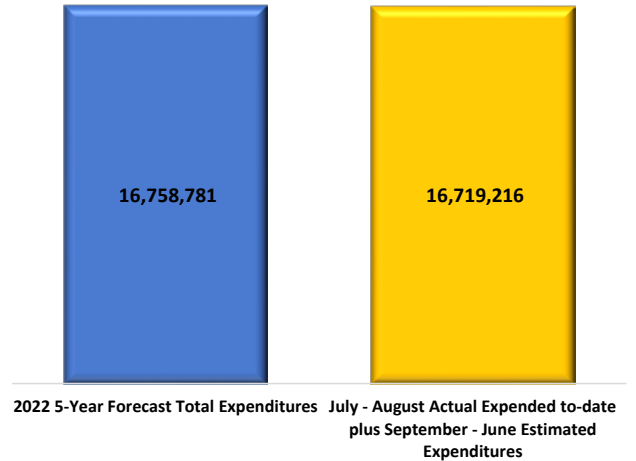
The district's current cash flow, both actual and estimated expenditures indicate a favorable variance of \$39,565.

It's early but the trend is good. Just watching to make sure it's just not a timing issue with certain expenses.

### 4. EXPENDITURE VARIANCE ANALYSIS OF POTENTIAL IMPACT

Results through August indicate that Fiscal Year 2022 actual/estimated expenditures could total \$16,719,216 which has a favorable expenditure variance of \$39,565. This means the forecast cash balance could be improved.

Comparison of 5 Year Forecast Total Expenditures with Actual + Estimated Monthly Cash Flow



Fiscal Year 2021-22

August 2021

GENERAL FUND

**HURON CITY SCHOOL DISTRICT**

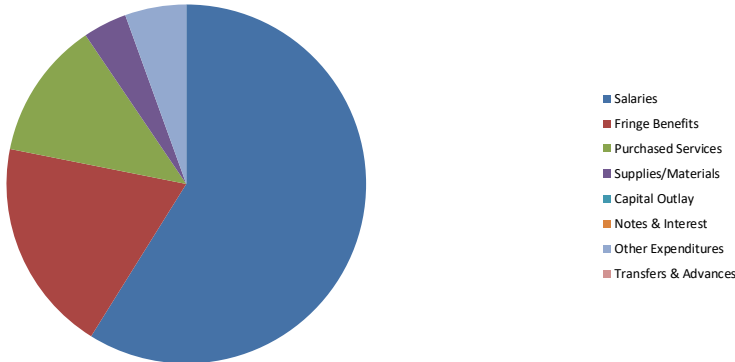
|  | Budget<br>FY 21-22 | Current Fiscal<br>YTD | % of<br>Total | Actual<br>FY 20-21 | Prior Fiscal<br>YTD | % of<br>Total | % CHANGE<br>FY 21 TO FY 22 |
|--|--------------------|-----------------------|---------------|--------------------|---------------------|---------------|----------------------------|
| <b>REVENUE</b>                                 |                    |                       |               |                    |                     |               |                            |
| Beginning Cash Balance                         |                    | 3,683,838             |               |                    | 4,353,632           |               |                            |
| Real Estate Taxes                              | 10,003,357         | 4,330,804             | 43.3%         | 9,830,215          | 4,301,280           | 43.8%         | 0.7%                       |
| Public Utilities Personal Property             | 826,732            | 410,236               | 49.6%         | 813,487            | 366,003             | 45.0%         | 12.1%                      |
| Unrestricted State Aid                         | 2,282,279          | 364,257               | 16.0%         | 2,276,098          | 349,626             | 15.4%         | 4.2%                       |
| Restricted State Aid                           | 30,042             | 5,028                 | 16.7%         | 30,165             | 5,027               | 16.7%         | 0.0%                       |
| Property Tax Allocation - Rollback & Homestead | 1,306,799          | 652,763               | 50.0%         | 1,301,945          | 0                   | 0.0%          |                            |
| Tuition  | 885,187            | 125,667               | 14.2%         | 976,505            | 133,052             | 13.6%         | -5.6%                      |
| Interest                                       | 43,325             | (481)                 | -1.1%         | 9,762              | 1,942               | 19.9%         | -124.8%                    |
| All other                                      | 321,298            | 10,288                | 3.2%          | 264,278            | 8,144               | 3.1%          | 26.3%                      |
| <b>Total General Fund Revenue</b>              | <b>15,699,019</b>  | <b>5,898,561</b>      | <b>37.6%</b>  | <b>15,502,455</b>  | <b>5,165,074</b>    | <b>33.3%</b>  | <b>14.2%</b>               |

|                                    | Budget<br>FY 21-22 | Current Fiscal<br>YTD | % of<br>Total | Actual<br>FY 20-21 | Prior Fiscal<br>YTD | % of<br>Total | % CHANGE<br>FY 21 TO FY 22 |
|------------------------------------|--------------------|-----------------------|---------------|--------------------|---------------------|---------------|----------------------------|
| <b>EXPENSES</b>                    |                    |                       |               |                    |                     |               |                            |
| Salaries                           | 8,623,036          | 1,607,110             | 18.6%         | 8,457,859          | 1,653,607           | 19.6%         | -2.8%                      |
| Benefits                           | 3,474,577          | 525,374               | 15.1%         | 3,258,180          | 591,619             | 18.2%         | -11.2%                     |
| Purchased Services                 | 3,504,066          | 338,821               | 9.7%          | 3,412,670          | 382,859             | 11.2%         | -11.5%                     |
| Supplies                           | 427,359            | 107,779               | 25.2%         | 391,790            | 104,765             | 26.7%         | 2.9%                       |
| Capital Outlay                     | 147,227            | 52                    | 0.0%          | 70,596             | 10,690              | 15.1%         | -99.5%                     |
| Notes & Interest                   | 142,229            | 0                     | 0.0%          | 139,725            | 0                   | 0.0%          | 0.0%                       |
| Other Expenses                     | 315,289            | 150,501               | 47.7%         | 264,021            | 123,915             | 46.9%         | 21.5%                      |
| Transfers Out                      | 75,000             | 0                     | 0.0%          | 58,504             | 0                   | 0.0%          | 0.0%                       |
| <b>Total General Fund Expenses</b> | <b>16,708,783</b>  | <b>2,729,637</b>      | <b>16.3%</b>  | <b>16,053,345</b>  | <b>2,867,454</b>    | <b>17.9%</b>  | <b>-4.8%</b>               |

|                                   |  |           |  |  |           |  |  |
|-----------------------------------|--|-----------|--|--|-----------|--|--|
| Net Cash Flow Fiscal Year to Date |  | 3,168,924 |  |  | 2,297,620 |  |  |
| Ending Cash Balance               |  | 6,852,762 |  |  | 6,651,252 |  |  |
| Outstanding Purchase Orders       |  | 3,206,885 |  |  | 3,075,987 |  |  |
| Unencumbered Cash Balance         |  | 3,645,877 |  |  | 3,575,265 |  |  |
| True Days Cash                    |  | 80        |  |  | 81        |  |  |
| Estimated Cost Per Day            |  | 45,777    |  |  | 43,982    |  |  |



| EXPENSE ITEM              | FISCAL YTD         |
|---------------------------|--------------------|
| Salaries                  | \$1,607,110        |
| Fringe Benefits           | \$525,374          |
| Purchased Services        | \$338,821          |
| Supplies/Materials        | \$107,779          |
| Capital Outlay            | \$52               |
| Notes & Interest          | \$0                |
| Other Expenditures        | \$150,501          |
| Transfers & Advances      | \$0                |
| <b>Total Expenditures</b> | <b>\$2,729,637</b> |







## Huron City School District

### Federal Programs Summary FY2021

| Program Name:   | Fund/SCC | Initial Allocation: | Total Revenues: | Total Expenses: | Cash Balance: | Encumbrances: | Remaining Balance: |
|---|----------|---------------------|-----------------|-----------------|---------------|---------------|--------------------|
| <b>Title I - Improving Basic Programs</b>                 | 572.9021 | \$262,594.79        | \$222,080.87    | \$235,047.32    | -\$12,966.45  | \$5,584.12    | \$21,963.35        |
| <b>Expanding Opportunities Grant</b>                      | 572.9121 | \$4,507.94          | \$4,060.00      | \$4,060.00      | \$0.00        | \$0.00        | \$447.94           |
| <b>Title IIA - Supporting Effective Instruction</b>       | 590.9021 | \$38,327.14         | \$18,997.60     | \$18,997.60     | \$0.00        | \$10,018.50   | \$9,311.04         |
| <b>Title IV - Student Support and Academic Enrichment</b> | 599.9021 | \$23,125.00         | \$12,182.80     | \$12,975.22     | -\$792.42     | \$0.00        | \$10,149.78        |
| <b>IDEA-B - Special Education</b>                         | 516.9021 | \$302,407.87        | \$289,384.62    | \$302,722.91    | -\$13,338.29  | \$0.00        | -\$315.04          |
| <b>IDEA Early Childhood Special Education</b>             | 587.9021 | \$10,113.05         | \$7,813.42      | \$7,813.42      | \$0.00        | \$0.00        | \$2,299.63         |
| <b>ESSER II</b>   | 507.9023 | \$710,335.21        | \$113,923.60    | \$127,275.49    | -\$13,351.89  | \$113,196.19  | \$469,863.53       |
| <b>ESSER I</b>  | 507.9021 | \$193,663.50        | \$145,328.04    | \$154,160.61    | -\$8,832.57   | \$7,874.67    | \$31,628.22        |
| <b>Student Wellness</b>                                   | 467.9020 | \$490,070.80        | \$344,421.91    | \$235,617.84    | \$254,452.96  | \$0.00        | \$254,452.96       |
| <b>BroadbandOhio Connectivity</b>                         | 510.9121 | \$40,290.00         | \$38,903.36     | \$38,903.36     | \$0.00        | \$0.00        | \$1,386.64         |
| <b>State CARES</b>  | 510.9021 | \$60,976.03         | \$60,976.03     | \$60,976.03     | \$0.00        | \$0.00        | \$0.00             |
| <b>Early Childhood Education - State</b>                  | 439.9021 | \$64,000.00         | \$64,000.00     | \$64,000.00     | \$0.00        | \$0.00        | \$0.00             |
| <b>Totals:</b>  |          | \$2,200,411.33      | \$1,322,072.25  | \$1,262,549.80  | \$205,171.34  | \$136,673.48  | \$801,188.05       |

Activity through August 31, 2021